



2021 National
Church Life
Survey

FOCUSED ON THE
future

Integration of faith and everyday life: views of Baptist church attenders

A report on questions included in the 2021 National
Church Life Survey for Australian Baptist Ministries

ncls.org.au

NCLS Denominational Commissioned Headline Report No. 2022.BA1.08

Denominational Commissioned Headline Report No. 2022.BA1.08

.....



Integration of faith and everyday life: views of Baptist church attenders

A report on questions included in the 2021 National Church
Life Survey for Australian Baptist Ministries.

R. Powell, C. Gan & S. Sterland | February 2023



Headline Report Contents

- **About the 2021 National Church Life Survey**
- **About the 2021 NCLS survey sample for this report**
- **Equipping Baptist attenders to be able to live out their faith in all aspects of life**
- **Baptist attenders' interaction with children and youth**



About the 2021 National Church Life Survey

The National Church Life Survey (NCLS) is a major survey of churches and church attenders carried out every five years in Australia since 1991.

Each NCLS involves hundreds of thousands of church attenders across more than 20 denominations and movements, including Catholic, Anglican and all the major Protestant denominations in Australia.

Survey Types

Both hard copy and online survey forms were available.

The “NCLS Attender Survey” was completed by church attenders aged 15 years and older, usually during or after a service of worship.

The “NCLS Census Survey” about the activities and operations of the local church was completed by a single leader/administrator in each church.

Ethics

The 2021 NCLS received Human Research Ethics Approval from Charles Sturt University (Ref: H21355).

Method

The main attender survey is known as “NCLS Attender Survey A” and is available in a number of languages. Attender Survey A was completed by 85% respondents in each denomination in 2021. The variant of Attender Survey A (ABA) completed by attenders of Baptist Churches around Australia included several questions commissioned by the Australian Baptist Ministries. They were distributed across Baptist churches around Australia and was completed by 7,387 church attenders.

The remaining attenders receive one of a range of Attender Sample Survey forms, which include a core component from Attender Survey A, and additional questions unique to the sample variant. These small surveys (between 20 and 30 in each wave) progress a wide range of research agendas beyond church health and are included at random in the bundle of survey forms ordered by the church.

Error Rates

The maximum margin of error on a simple random sample of 1,406 at a 95% level of confidence is 2.6%. That is, assuming a simple random sample, there is a 95% chance that a sample result falls within $\pm 2.6\%$ of the result for the Australian churchgoing population.

Integrating faith and everyday life

Equipping attenders to be able to live out their faith in all aspects of life



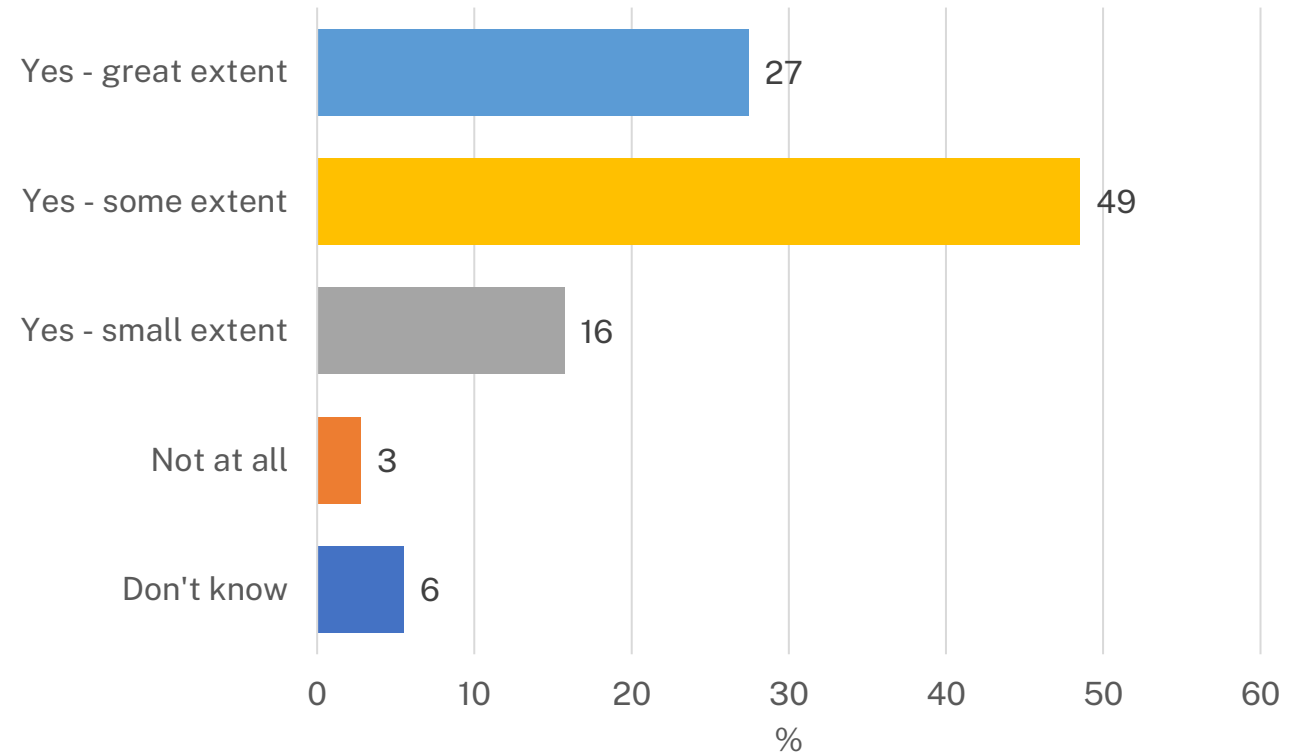
Equipping attenders to live out their faith

27%

of attenders feel that their church equips them to a great extent to be able to live out their faith in all aspects of life.

A further 49% feel that their church equips them to some extent

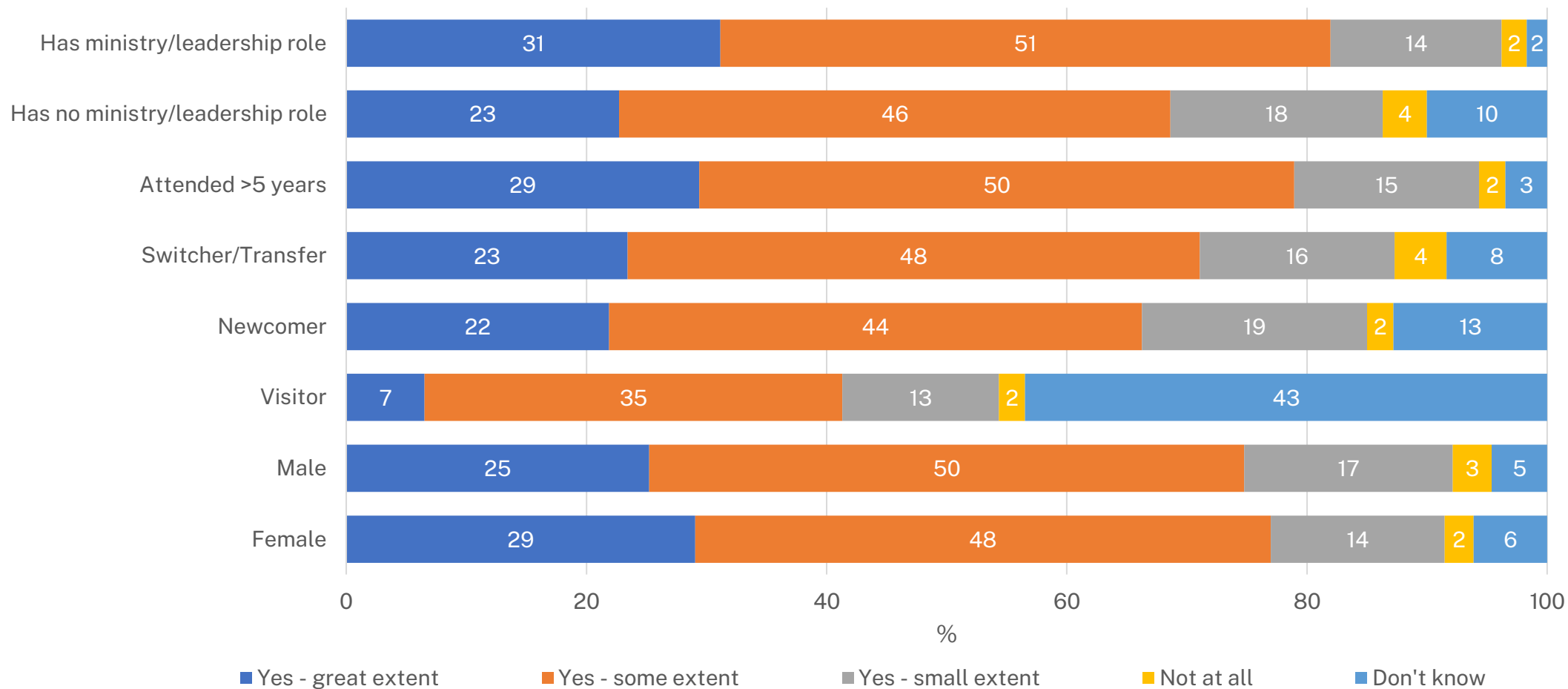
Has this local church equipped you to be able to live out your faith in all aspects of life (e.g. work, study, home)?



Source: 2021 NCLS Attender Survey ABA (n=7,387).

Equipping attenders to live out their faith

Has this local church equipped you to be able to live out your faith in all aspects of life (e.g. work, study, home)?



Source: 2021 NCLS Attender Survey ABA (n=7,387).

EQUIPPING ATTENDERS TO LIVE OUT THEIR FAITH

- **Those holding ministry or leadership roles are more likely (82%) to feel that their local church equips them (to more than just a small extent) to live out their faith compared to those without a ministry/leadership role (69%).**
 - **Longterm attenders (5 years plus) are more likely (79%) to feel equipped compared to those who have transferred from another church (71%) and newcomers (66%).**
 - **Women are similar to men with regard to their views of how the local church equips them to live out their faith (77% vs 75%).**
-

Integrating faith and everyday life

Attendees' interaction with children and youth

.....



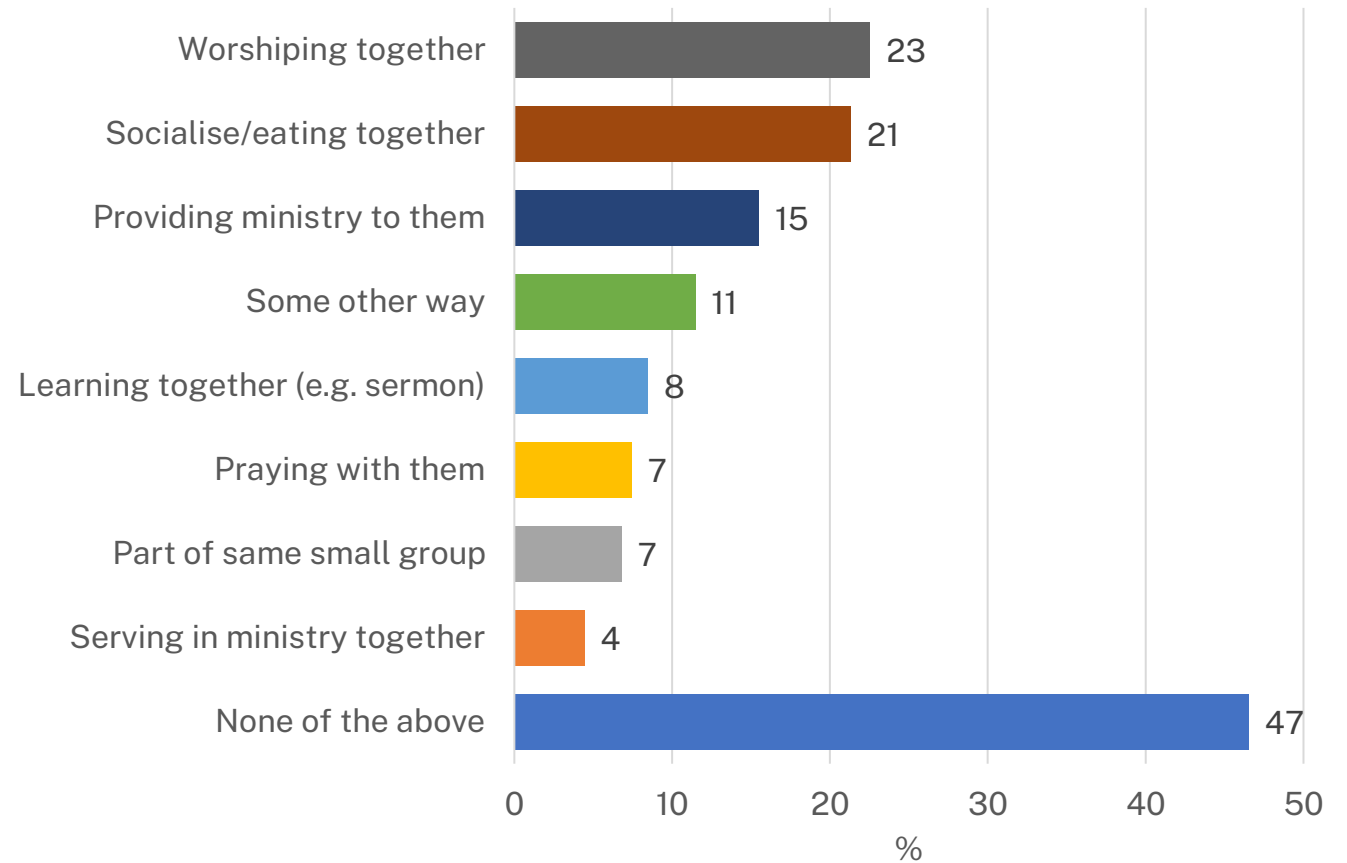
Interaction with children

53%

of attenders have some form of interaction with children in their church

The most common form of interaction is worshipping together (23%) and socialising/eating together (21%)

Do you interact with children (under 12 years old) from this church in any of the following ways? (Select ALL that apply)



Source: 2021 NCLS Attender Survey ABA (n=7,387).

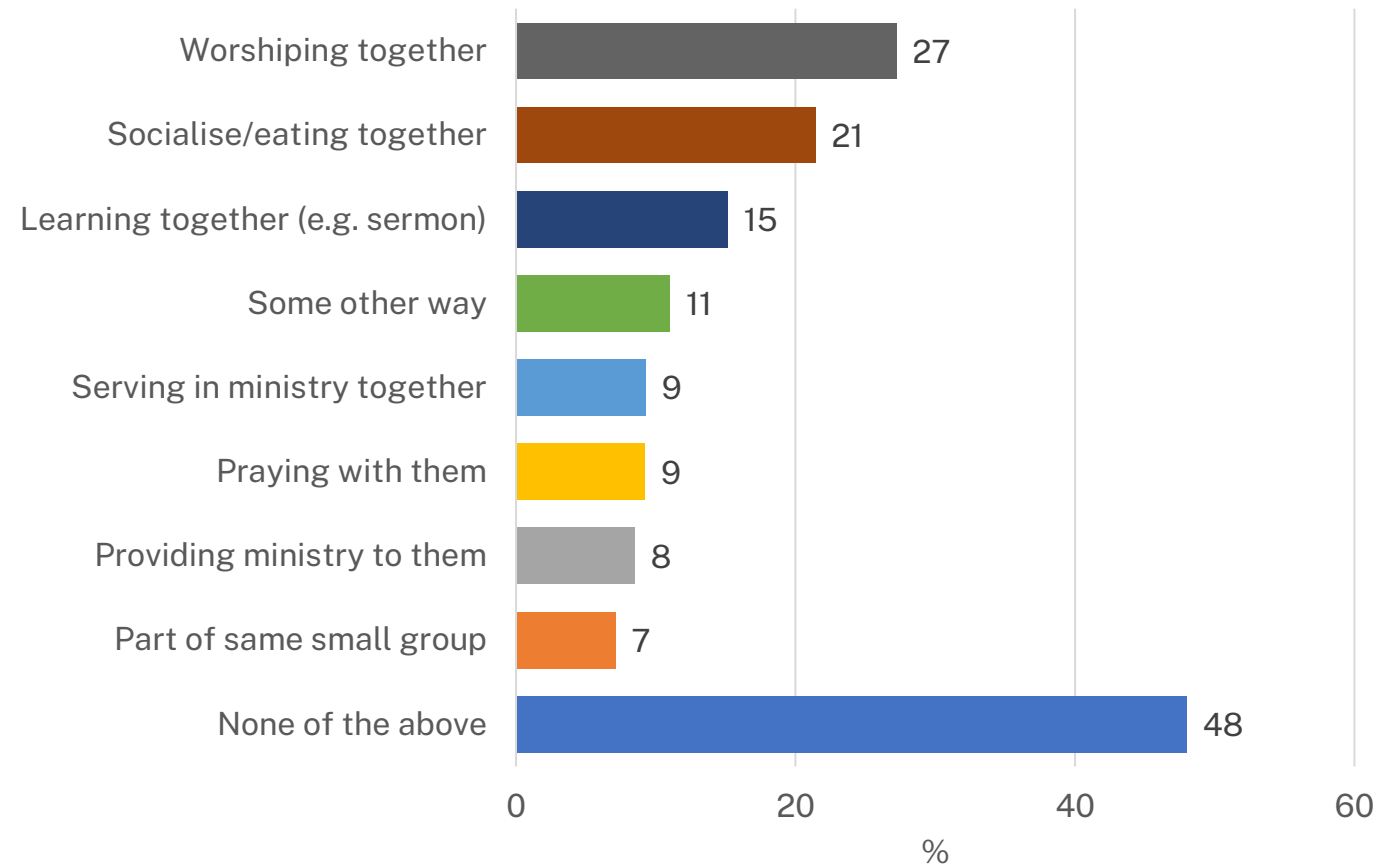
Interaction with youth

52%

of attenders have some form of interaction with the youth in their church

The most common form of interaction is worshipping together (27%) and socialising/eating together (21%)

Do you interact with youth (aged 12-18) from this church in any of the following ways? (Select ALL that apply)



Source: 2021 NCLS Attender Survey ABA (n=7,387).

Interaction with children and youth

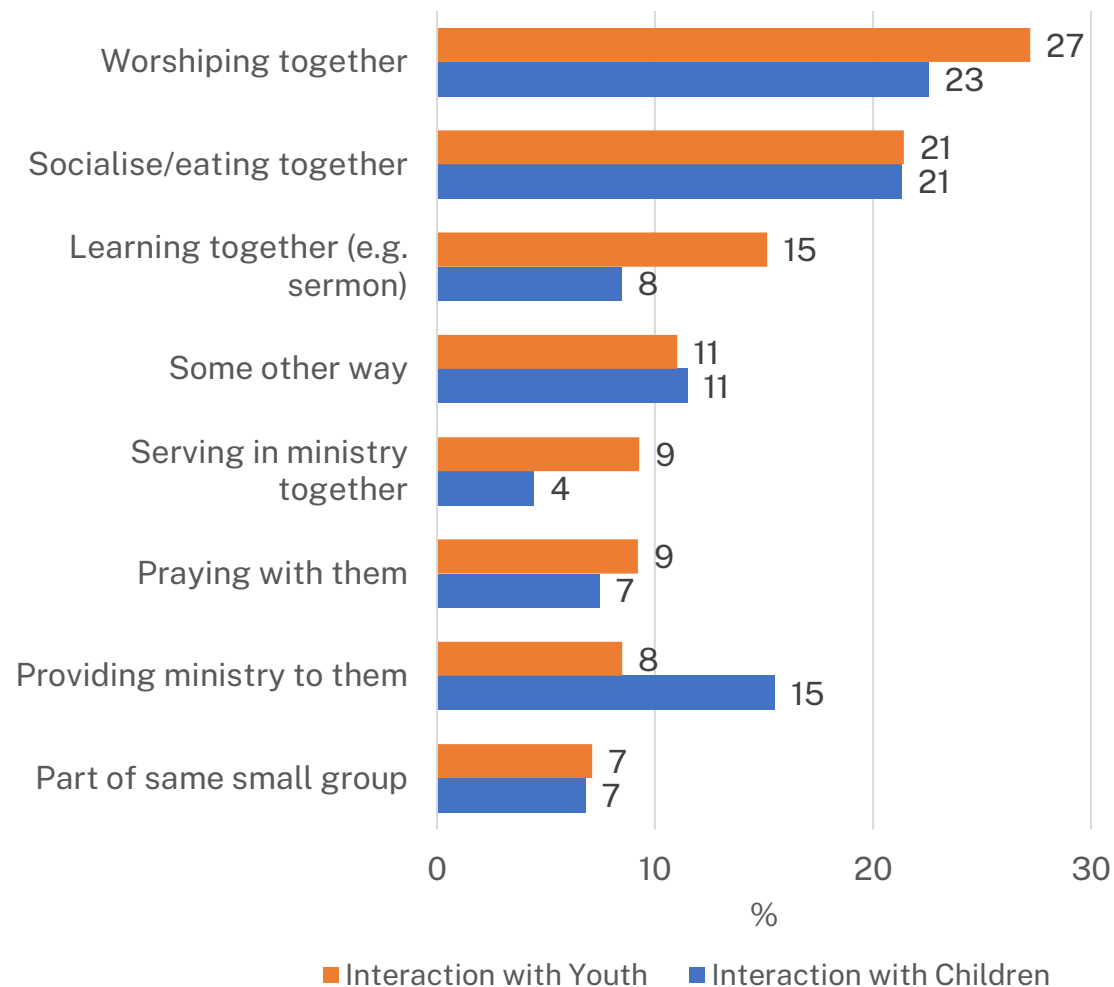
Has this local church equipped you to be able to live out your faith in all aspects of life (e.g. work, study, home)?

The two most common activities for interaction with both children and youth were

- Worship; and
- socialising/ eating together

The 3rd most common activity

- With children, was providing ministry to them
- With youth, was learning together



Source: 2021 NCLS Attender Survey ABA (n=7,387).

INTERACTION WITH YOUTH AND CHILDREN

- **Women were more likely to have interaction with children across all activities compared to men. There was however, little difference between women and men in their interaction with youth**
 - **Apart from serving in ministry with, and praying together with children, where the likelihood was similar across all educational levels, degree holders were more likely to interact with children in other activities.**
 - **Those with a school education however, were more likely to learn together with youth (20%) compared to trade certificate/diploma holders (12%) and degree holders (15%)**
-

Commissioned Report No. 2022.BA1.08

Citation:

Powell, R., Gan, C. & Sterland, S. (2022). Integration of faith and everyday life: views of Baptist church attenders. NCLS Commissioned Report 2022.BA1.08. Sydney: NCLS Research.

Data Sources

Powell, R., Sterland, S., Gan, C., & Hourihan, F. (2021). 2021 NCLS Attender Sample Survey ABA. [Data file]. Sydney: NCLS Research.

Contact Details

Unit 9, 122 Herring Road, Macquarie Park | Sydney, NSW 2113 | Australia
PO Box 92, North Ryde BC | NSW 1670 | Australia
info@ncls.org.au
www.ncls.org.au, 2021ncls.org.au

