

Has your church recently held a recruitment campaign or has someone approached you to consider teaching SRE, but you aren't sure? Sometimes, we just need to come and see what something is about before we jump in right?

The Baptist Association SRE team provides an opportunity for you to come and see what SRE all is about first. Below is a simple stepped out guide as to how you can observe some SRE lessons first.

1

Organise with the SRE Coordinator in your church or your pastor to go and observe as many SRE lessons as you would like within a three-week period. Ask your SRE contact person/pastor in your church to contact our team requesting an Observer Letter.

We will need your current WWCC number, DOB, contact number and an email from your pastor or coordinator indicating they have someone keen to check out SRE.

2

Ideally, we need the Creating Safe Spaces training underway, with at least the online module completed first. Workshop section must be completed before full SRE authorisation is granted. [Click here](#) to access the online purchase page.

3




Our team verifies your WWCC number and draws up an Observer Letter and you can present the letter when you go to school/s. They may also ask for photo ID as well.

4

Once the observation period has been completed, you can continue to work towards either helper status or full teacher status. Your coordinator and our office can assist with the next steps. We have separate info sheets available for helpers & teachers. These can be found on our website or email us to send you PDF copies.

Please chat to your SRE church coordinator or pastor or get in touch with our SRE office for further details.

Contact Shelley Ashton -Team Leader SRE | Baptist Association NSW and ACT

 0298689239  sre@nswactbaptists.org.au  <https://nswactbaptists.org.au/baptistsre/>